

Everything You Wanted to Know  
about Medical Device Surveillance  
and Medical Errors But Had No  
Clue What Questions to Ask

Larry Kessler, Sc.D.

Director, Office of Surveillance and Biometrics

Center for Devices and Radiological Health

DCRI 13 April 2000

# Today's Objectives

- Orient to the Center for Devices and Radiological Health
- Methods of device postmarket surveillance
- Challenges in assessing adverse events
- The complicating factors of medical error
- Opportunities for research
- A vision of the future


# What you might not know...

- Medical devices are ubiquitous in health care (from Exam Gloves to In Vitro Diagnostics to Implantable Cardioverter Defibrillators to Magnetic Resonance Imaging Machines)
- Recognition of device errors or adverse events presents a series of challenges
- Under-recognition, under-reporting, and the “blame game” continue to act as obstacles



# Questions of Interest in the Postmarket Period

- Long term safety
- After clinical trials, performance of device in community practice
- Change of user setting (e.g., hospital to home)
- Unusual pattern of adverse events not requiring product recall




# Postmarket Study Authorities: Postmarket Surveillance (Section 522) and Postapproval (PMA)

- Two types of regulatory mechanisms
- Provide FDA the opportunity to ask key surveillance questions of “high risk” devices or where failure may cause death or serious injury
- Used with considerable caution

# Postmarket Surveillance Study Design Approaches

- Detailed review of complaint history/literature
- Non-clinical testing of device
- Use of existing data sets, e.g., Medicare
- Telephone or mail follow up of patients
- Use of product registries
- Case control studies
- Randomized trials

# Frustrations in the Postmarket Period



- Rapid evolution of technology make studies obsolete
- Lack of incentives for the industry
- Lack of interest in the clinical community
- Lack of clearly specified public health question

# Adverse Event Reporting: FDA's MedWatch Program



- **Mandatory Reporting:**
  - **Manufacturers must (by law) report deaths and serious injuries or malfunctions (near incidents) if a medical device may have caused or contributed to the event**
  - **All user facilities (hospitals, nursing homes, etc.) must report deaths to FDA and serious injuries to manufacturers**
- **Voluntary Reports encouraged from health professionals**

# Example of an MDR Report -Injury

- Mfr 30-OCT-1998: THE VALVE WAS EXPLANTED DUE TO THROMBUS FORMATION ON THE SEWING CUFF. THE LEAFLETS WERE NOT AFFECTED BY THE THROMBUS. HOWEVER, ECHO EXAM DISPLAYED THROMBOEMBOLIC EVENTS. THE PT EXPERIENCED CEREBROVASCULAR ACCIDENT OR TRANSIENT ISCHEMIC ATTACKS AND LATER AN INTRACRANIAL BLEED. THE PT HAD NO HISTORY OF ENDOCARDITIS AND WAS COMPLIANT WITH THE ANTICOAGULATION THERAPY. VERY LITTLE INGROWTH WAS OBSERVED ON THE SEWING CUFF AT EXPLANT

# Example of an MDR Report -Injury

- Event Description (B5): Mfr 09-SEP-1999: THE CARDIOLOGIST ATTEMPTED ARTERIOTOMY CLOSURE WITH A PROSTAR XL 8 FR. DEVICE. THE PUNCTURE ACCESS SITE WAS HIGHER THAN NORMAL. THE DEVICE WAS DEPLOYED AND THE NEEDLES CAPTURED THE INGUINAL LIGAMENT. AS A RESULT, HEMOSTASIS WAS NOT ACHIEVED. THE PHYSICIAN INSERTED A SHEATH, BUT COULD NOT OBTAIN HEMOSTASIS. THE PT WAS TAKEN TO SURGERY FOR ARTERIOTOMY REPAIR. SURGERY WAS SUCCESSFUL AND THE PT RECOVERED WITHOUT FURTHER INCIDENT. THE VASCULAR SURGEON NOTED THE INGUINAL LIGAMENT WAS TIED TO THE ARTERIOTOMY

# Example of MDR Report - Death Manufacturer Report

- Mfr 22-FEB-2000: FOLLOWING A LEFT HEART CATHETERIZATION PROCEDURE, AN ANGIO-SEAL DEVICE WAS DEPLOYED IN THE RIGHT FEMORAL ARTERY WITHOUT REPORTED DIFFICULTIES. APPROX 5 DAYS LATER, THE PT BECAME UNSTABLE. A FEMSTOP WAS APPLIED TO THE FEMORAL ARTERY, FLUID VOLUME REPLACEMENT WAS GIVEN, AND PLATELET RED CELLS ORDERED TO REPLACE VOLUME LOSS. THE VASCULAR SURGEON WAS CALLED TO ASSES THE EVENT. THE PT WAS TAKEN TO SURGERY, THE FEMORAL BLEED WAS REPAIRED AND A RETROPERITONEAL HEMATOMA WAS EVACUATED...REVEALING AN OPEN PUNCTURE SITE IN THE RIGHT ILIOFEMORAL ARTERY. SUDDENLY, THE PT DEVELOPED SEVERE HYPOTENSION, DEEP CYANOSIS, AND THEN AGONAL RHYTHM AND THE PT EXPIRED. IT SHOULD BE NOTED THAT THE PHYSICIAN HAS STATED THAT AN ERROR IN DEPLOYMENT WAS MADE BY THE OPERATOR; IT WAS NOT A DEVICE FAILURE, BUT AN OPERATOR FAILURE.

# Unique Aspects of Device Events

- Lack of standard nomenclature for devices
- Often, these events represent numerators, with no clear denominator available
- Operator involvement and human factors issues inherent in virtually every event
- Complex multi-device situations are common leading to complex evaluation
- *Information in reports often limited*

# Actions Prompted by the MDR Program

- Report examples: perforation with PAC use; Telemetry systems: software failures
- Directed inspection of facility: vena cava filters (strut fractures); AICD (charge voltage problems)
- Postmarket study
- Public Health Notice/Safety Alert: Minute ventilation pacing; Vacuum loss in electronics



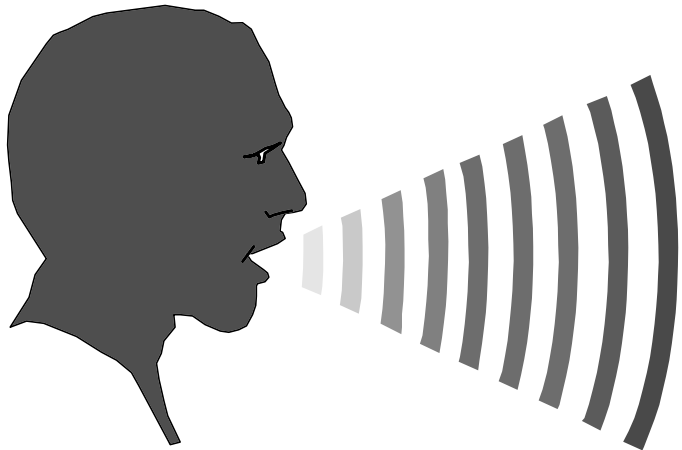
# **THE MEDICAL DEVICE SURVEILLANCE NETWORK (MeDSuN)**

## ***WHY CHANGE USER REPORTING?***

- **Underreporting / lack of quality data**
- **Lack of connection to clinical facilities**
- **FDA's current system is dominated by manufacturer reporting**
- **Food and Drug Modernization Act 1997**

# Sentinel Reporting

## FDA's Pilot Program



- “Sample” of user facilities committed to reporting
- Well educated and well monitored
- Regular feedback on performance or device information

# Reporting Barriers




**Danger!**

**LIABILITY**



**Recognition**

**FEEDBACK**



**BURDEN**

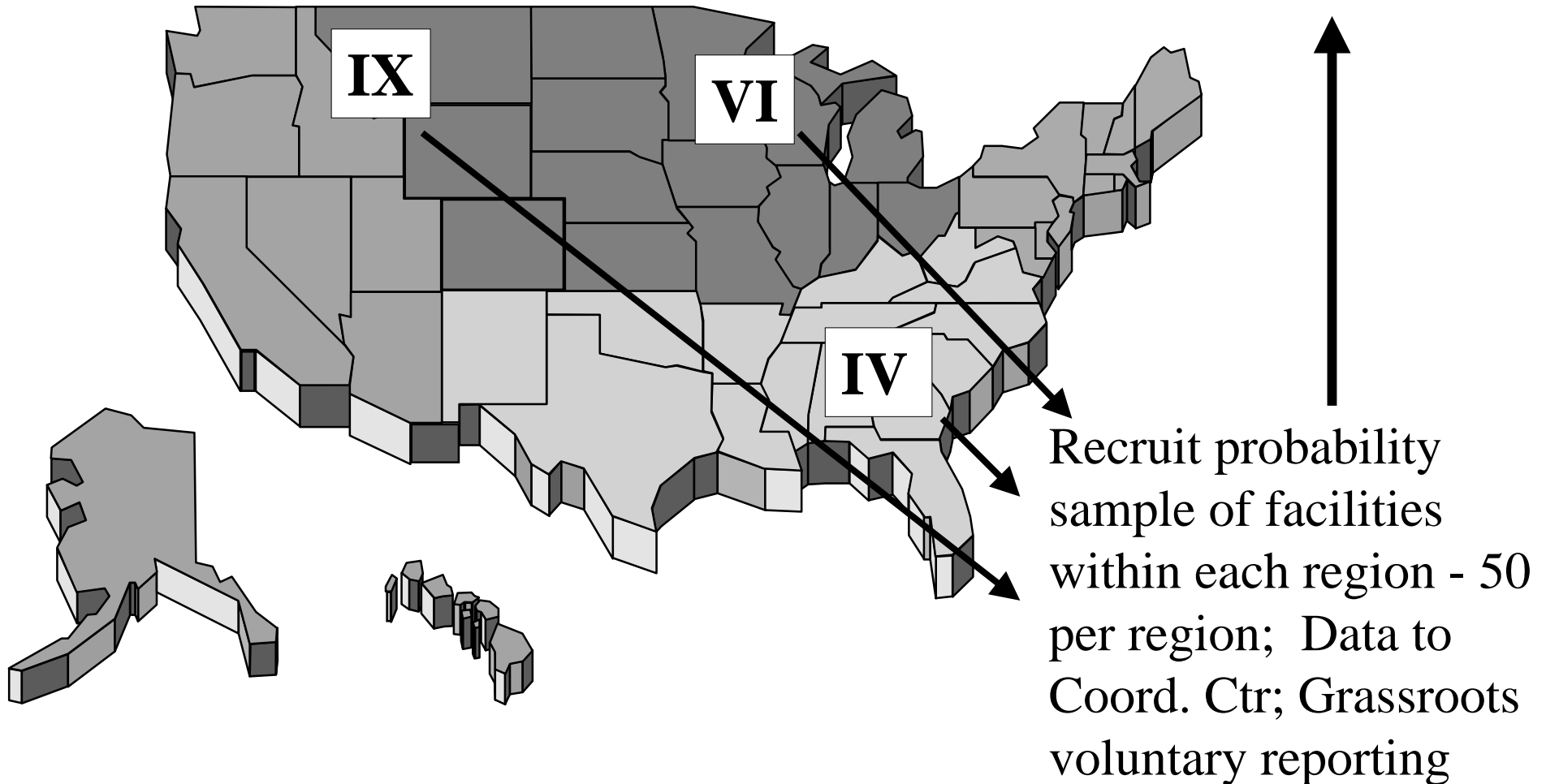
**CONFUSION**



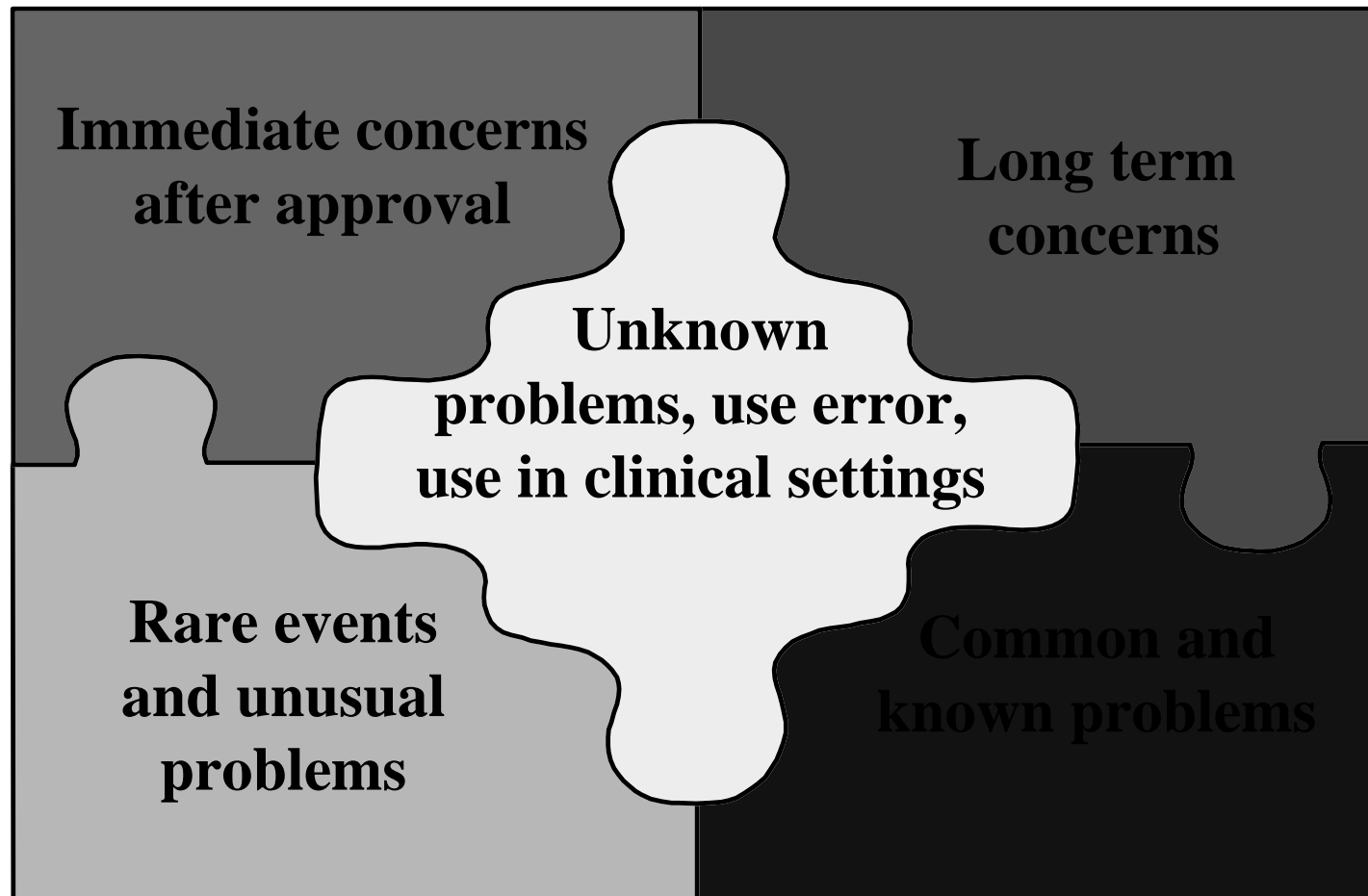
# FDA: Management, Analysis, and Action



Coordinating Center: Maintain uniformity and quality control; Materials development; Advisory Group



# Integrating the Pieces of the Postmarket Puzzle




# A Few Interesting Research Questions

- What are optimal strategies for postmarket monitoring of devices?
- For rare but known events, since MDR won't pick up modest excesses, what mechanisms can fill this gap?
- What are useful metrics for weighing risk vs. benefit for devices? How does this reflect changing knowledge over time?

# Vision for the Future

**Developing a new system of reporting for a selected sample of well-trained and motivated hospitals; electronically based**



**Expand system to include all medical products**

**Expand access to different data sources, e.g., registries**

**Improved knowledge of medical products in clinical settings**

**Focus on lifecycle of the product (feedback to premarket)**

**Prevention of error, improved patient safety**