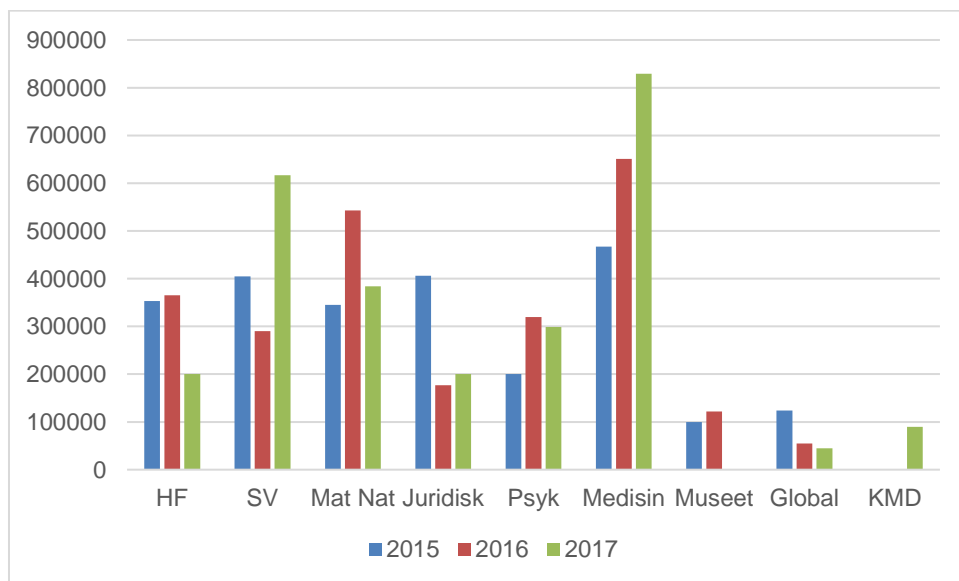


Totalt tildelte SPIRE midler pr fakultet 2015-16-17

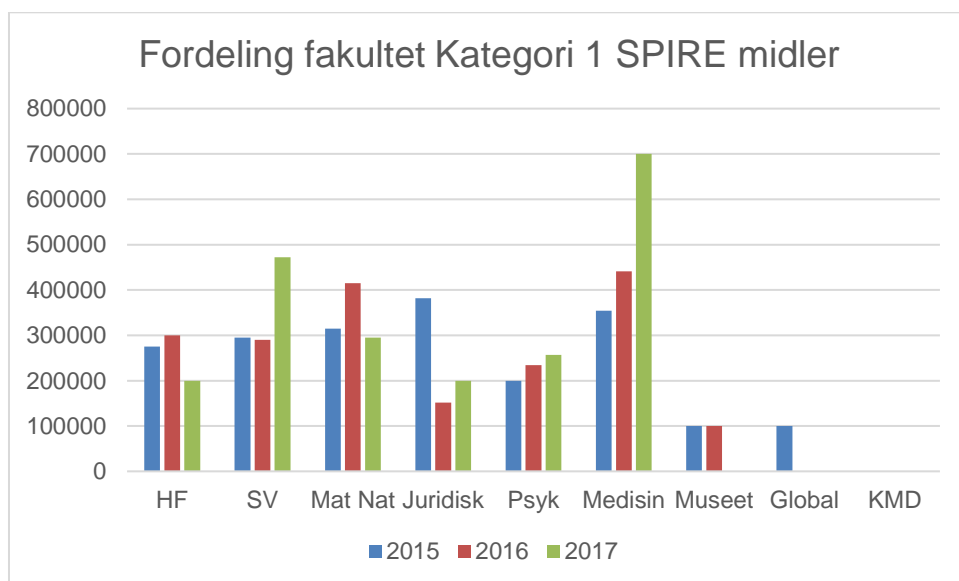
	2015	2016	2017	TOTAL
HF	353000	365000	200000	918000
SV	405000	290000	617000	1312000
Mat Nat	345000	543000	384000	1272000
Juridisk	406000	177000	200000	783000
Psyk	200000	320000	299000	819000
Medisin	467000	651000	829000	1947000
Museet	100000	122000	0	222000
Global	124000	55000	45000	224000
KMD	0	0	90000	90000



Tildelte SPIRE midler pr fakultet 2015-2016-2017

Kategori 1: Nettverks- og partnerskapssamarbeid

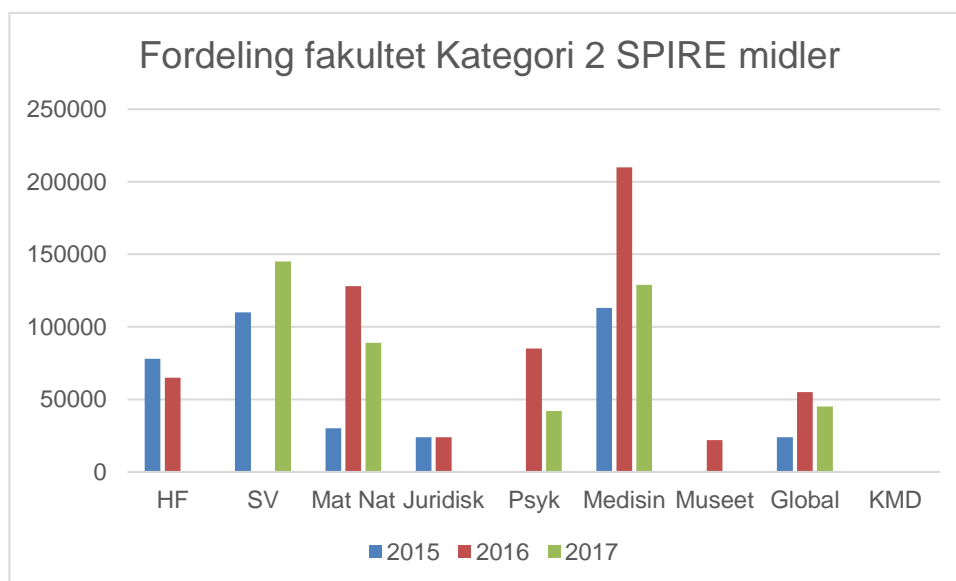
	2015	2016	2017	TOTAL
HF	275000	300000	200000	775000
SV	295000	290000	472000	1057000
Mat Nat	315000	415000	295000	1025000
Juridisk	382000	152000	200000	734000
Psyk	200000	234000	257000	691000
Medisin	354000	441000	700000	1495000
Museet	100000	100000	0	200000
Global	100000	0	0	100000
KMD	0	0	90	90000



Tildelte SPIRE midler pr fakultet 2015-2016-2017

Kategori 2: Gjesteforsker

	2015	2016	2017	TOTAL
HF	78000	65000	0	143000
SV	110000	0	145000	255000
Mat Nat	30000	128000	89000	247000
Juridisk	24000	24000	0	48000
Psyk	0	85000	42000	127000
Medisin	113000	210000	129000	452000
Museet	0	22000	0	22000
Global	24000	55000	45000	124000
KMD	0	0	0	0



Tildelte SPIRE midler 2015-2016-2017

Fordeling mellom Kategori 1 og Kategori 2

	2015	2016	2017	TOTALT
Kategori 1	2021000	1932000	2214000	6167000
Kategori 2	379000	590000	450000	1419000

