


UDI online registration

UDI registration guide for students

www.udi.no

User registration

You must register in order to fill in an application form or send in a document. The email address which you write here, will be your username in the Application Portal.



1 Step

Before you can start filling in your application, you must create an user account.

Go to the <https://selfservice.udi.no/en-gb/> and register with user name and password.

After your registration you will get an e-mail from UDI with a confirmation link. Click on that link in order to confirm your account.

You must fill in fields marked with a *

First name *

Surname *

Phone number *

Email address *


Confirm email address *

Password *

The password must contain at least:

- Eight characters
- One small letter
- One capital letter
- One number

Confirm password *

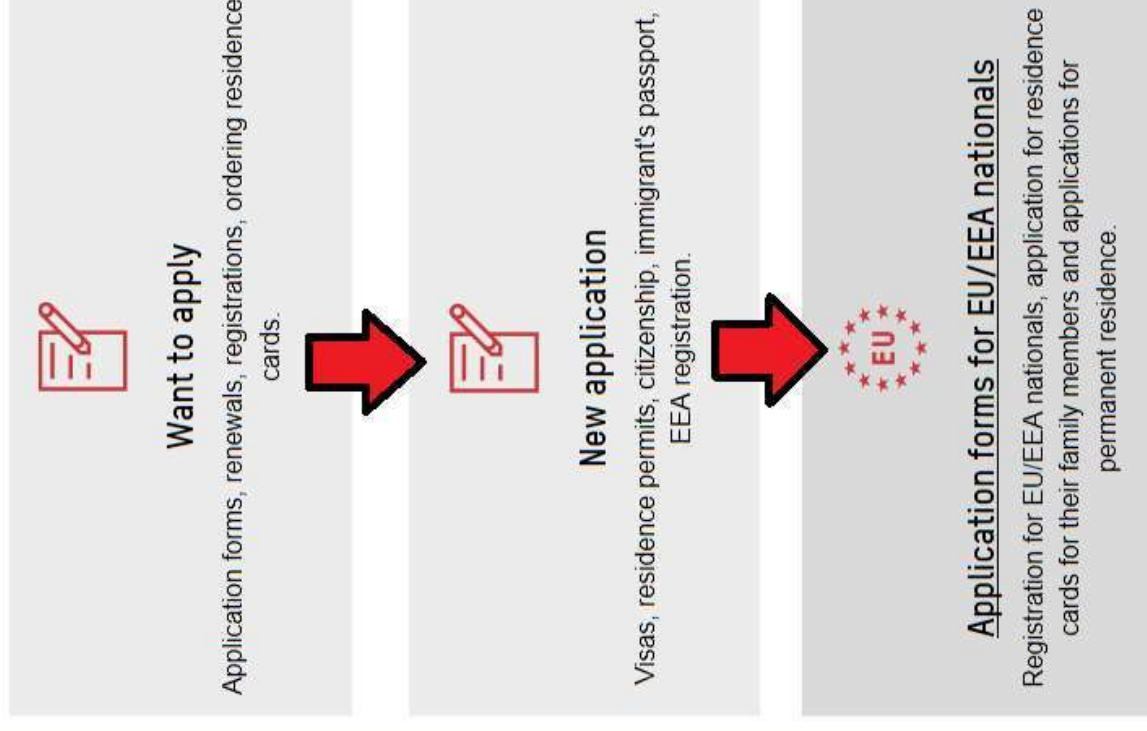


Create user account

2 Step

Sign in to your account and follow the steps presented in the picture. (*Want to apply => New application => Application forms for EU/EEA nationals*)

Confirm that you are an *EU/EEA citizen* and that you are *going to register as an EU/EEA citizen* (in both cases you choose the first option) and then click on the option *Go to registration for EU/EEA nationals*.



3 Step

Confirm that you have read the legal disclaimer and go to the next page.


Choose from the list - *Vest police district, Service center for foreign workers in Bergen* and then go to the next page.

From where are you applying?

If you haven't already checked if you can apply from Norway or abroad, or which police station or embassy you should choose you must do so now.

Norway Outside Norway

Please choose the police station where you live or a Service Center for Foreign Workers

* 

*

After you have filled in the application form, you must book an appointment for handing in your application documents in person.

Estimated earliest day for handing in your application documents:


Information from Vest police district, Service center for foreign workers in Bergen

When submitting an application, you have to visit:
Service Centre for Foreign Workers
Nonnesetergaten 4, 2. floor
5015 Bergen

If you have been granted a residence permit and want to apply for a residence card, you have to visit your local Police Office.

For residents within The Bergen municipality, you have to book an appointment to visit Service Centre for Foreign workers at Nonnesetergaten 4.

For Residents outside the Bergen municipality, you do not have to book appointment to visit the local Police Office.



Next

Personal Information

Help ?

Name and identification

Surname: * ?

First Name: * ?

Citizenship: * ?

Sex: Male Female

Mobile number: * ?

E-mail address: * ?

Telephone number with country code: * ?

Date of birth (dd/mm/yyyy): * ?

Applicant's address in Norway

Street address in Norway: * ?

Postal code: * ?

City or place: * ?

Applicant's contact address

We would like to be able to contact you. This is why it is important that you fill in the correct information below. We will use the contact information you enter below to send you status updates about the case.

By "the applicant", we mean you who are applying to travel to, or live in, Norway.

Is the applicant's contact address the same as the Norwegian address?
 Yes No


Previous Next

4 Step

Complete the form, starting with your personal information: surname, first name and your address in Norway.

Please keep in mind that all fields marked with red star are mandatory.

Go to the next page.



5 Step

Choose as the reason for coming to Norway –
I am studying in Norway.

Write the name of your school/university and then
complete the identification fields with information
from your passport or national ID card.

Write the date of your arrival in Norway and then
go to the next page.

Reasons For Residency

Help

Application help

Please complete this form. Fields marked with a red star are mandatory.

Your application will be saved automatically. You can also save and return to it later by pressing the 'return' button in the upper right corner.

If you require help filling in a particular field, you may press the adjacent blue question mark button.

After you have navigated through all the pages in the application, an application summary will be generated; please review this carefully in order to ensure your entries are correct.

What is your reason for coming to Norway?

I have a job in Norway

I am a service provider from a European (EU or EEA) company

I have my own business

I have sufficient economic funding for myself and my family

I am studying in Norway

I am a family member accompanying an European (EU or EEA) citizen

I am looking for work

Education Information

Name of school or university:

Documents you must hand in to prove your right of residency:

- a valid national identity card or passport
- confirmation of admission to an approved educational institution
- private health insurance or European health insurance card
- personal declaration stating that you have sufficient funds to support yourself

(Please bring original and copy of each document.)

Identification

Type of ID document:

Valid from (dd/mm/yyyy):

Issuing country:

ID document identification number:

Valid until (dd/mm/yyyy):

Issuing authority:

Additional information

Date of arrival:

Have you previously had a permit to work or stay in Norway?
 Yes No

6 Step

Confirm that the information provided in the form is correct and that you want your application to be sent to SUA in Bergen.

Click on the [submit_form](#) option (only by doing this last step, will the Police (UDI) be able to see and process your application).

Confirm the information you have given in the application

Where should the application be sent?


I confirm that this application should be sent to: Hordaland police district, Service center for foreign workers in Bergen

Have you finished filling in the form?

I confirm that the information I have given in this application is correct. I understand that I cannot change anything after I have continued to the next page.

Previous Submit form





Address: Nonnesetergaten 4, first floor

In the same building with the Tax Office (Skatt Vest)