


An author's guide to Frontiers submission system

September 2025





Institutional Partnerships Program

The Frontiers Institutional Partnerships program streamlines the publication process for authors interested in publishing in our journals, while also expanding the accessibility of research articles to a broader audience.



SUBMISSION

Your submission process will be simplified with guidelines and a standardized format to ensure efficient processing.

IMPACT

You can increase the impact of your research by improving its discoverability and engagement within the global research community.



APCs

You may be released of some or all responsibility for Article Publishing Charges (APCs), depending on the agreement.

Objective of this guide

Guide

This document is a step-by-step that will walk you through Frontiers' submission system.




Inform


It will show you what information is important for you to enter if you wish for your manuscript to be considered for your Institution's Open Access partnership with Frontiers.





Explain

You will also gain insights into what happens behind the scenes after your submission, so you know what to expect in the time following your submission.



frontiers


 


Our institutional partners


Frontiers is an **award-winning open-science platform** and leading open-access publisher. Our institutional partnerships program works with hundreds of research institutions, libraries, consortia, and funders to streamline the way in which **researchers are supported financially** when publishing open access.

Is your institution a Frontiers partner?

Find out whether your institution has an agreement with us, or learn more about the details of that partnership, below.


 Search for institutions

 Filters


 **WESTERN SYDNEY UNIVERSITY**

Western Sydney University

Austria

 **TU Graz**

Graz University of Technology (TU Graz)

 **IST AUSTRIA**

Institute of Science and Technology Austria (IST Austria)

Before you begin

Before you start a new submission, please review the information on our [Institutional Partnerships page](#) concerning your Institution's Open Access agreement with Frontiers.

- If you cannot find your institution, it could be listed under consortia.
- If your institution is not listed at all, then we do not have an agreement currently.
- If in doubt, please contact your librarian.





Important to know

For your manuscript to be considered eligible for publishing fee coverage via an institutional agreement, it is important that you include the following information during submission:

EMAIL

provide the corresponding author(s) institutional email address(es).

AFFILIATION

the corresponding author(s) should be affiliated to an institutional partner.

FUNDER AND FUNDING INFORMATION

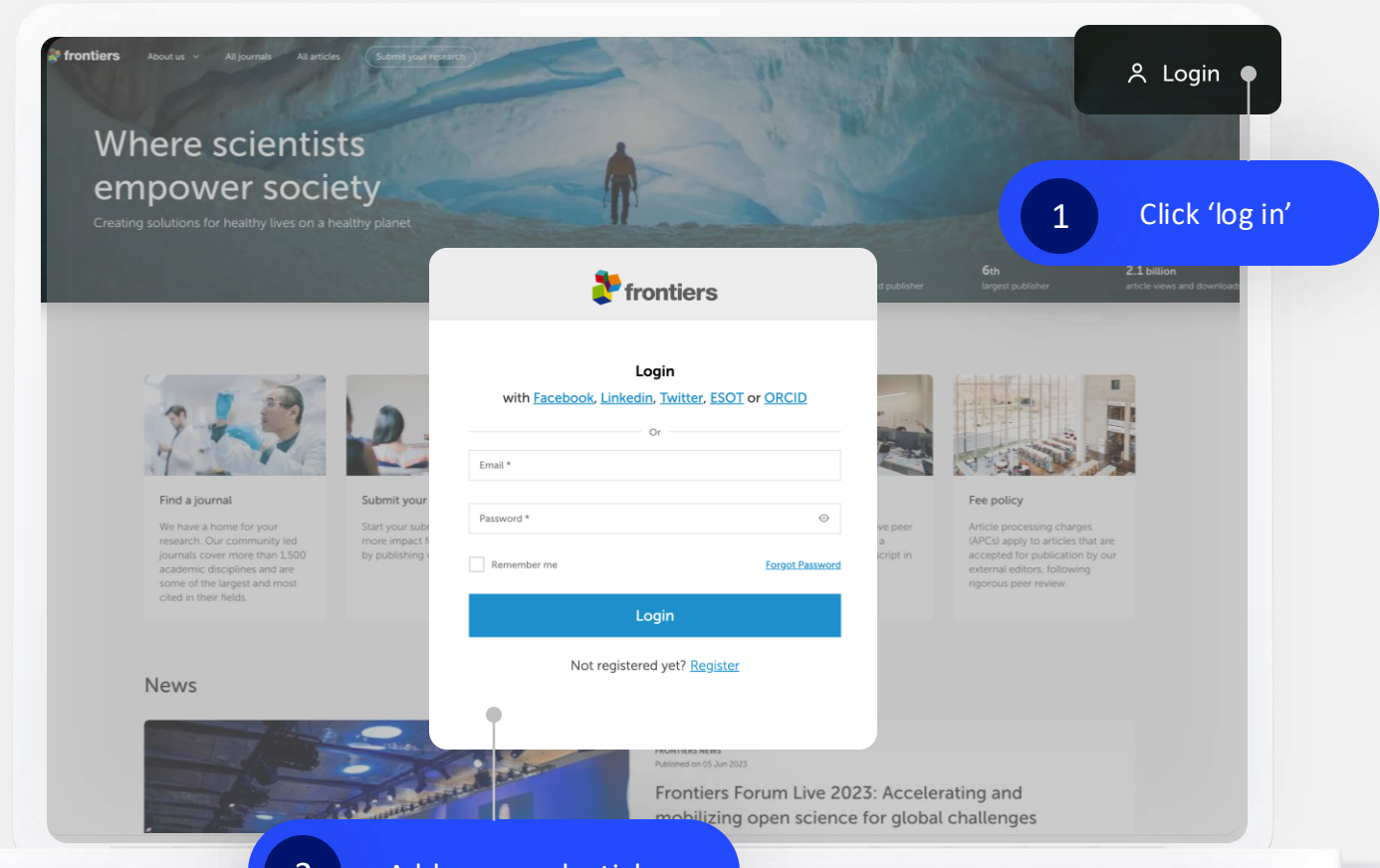
If you have grant funds available for covering your article's publishing fee, specify the funder name, funding information, and award number (if available).

Step 1

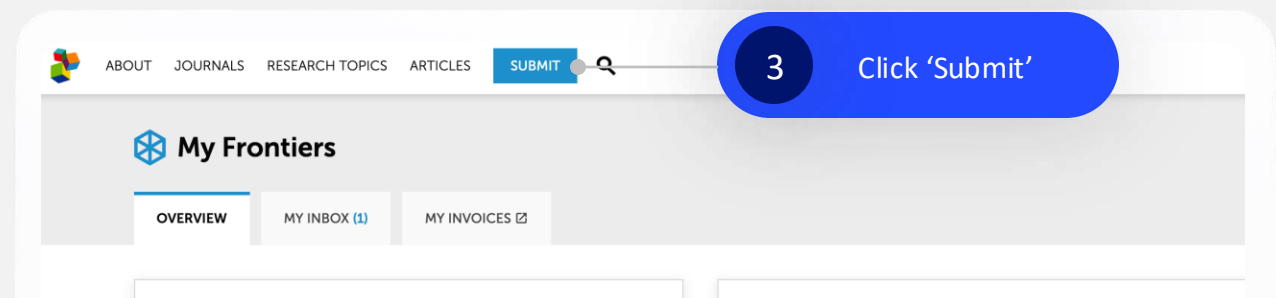
Log in to MyFrontiers

When in the [Frontiers webpage](#), login to My Frontiers and click Submit to start your submission

ON FRONTIERSIN.ORG



ON FRONTIERSIN.ORG/MY-FRONTIERS



Step 2

Fill in the information in all tiles

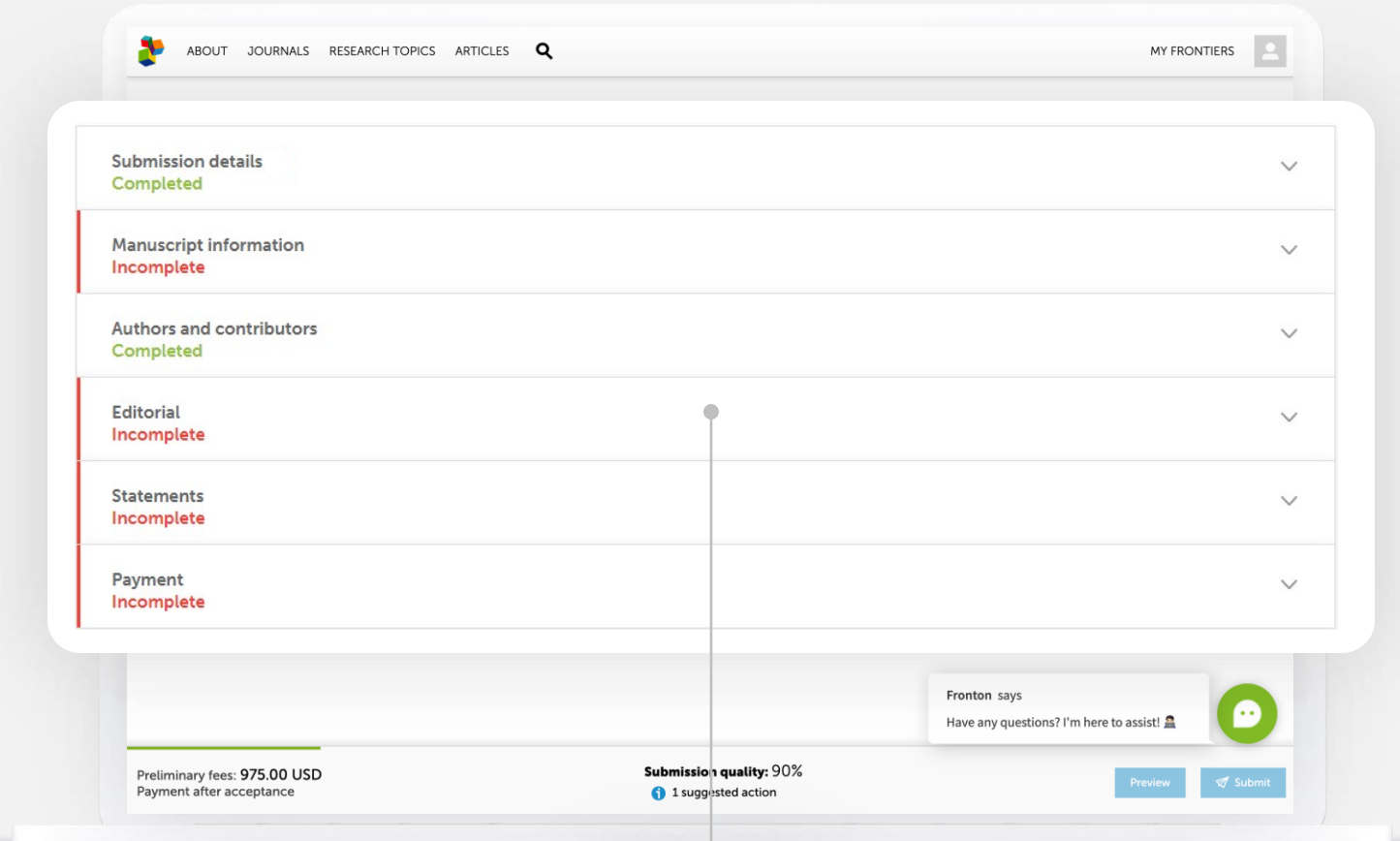
Each tile pertains to a different facet of your manuscript that needs to be completed before you can submit it.

Complete

will be shown for each tile where all information is submitted correctly.

Incomplete

will be shown if some information is missing, you will need to go back and fill in the missing information.



Step 3

Fill in the submission details

Upon selecting journal and article type, the system will show you a preview of fees, which does not consider the possible discounts or waivers and will only need to be paid if the article is accepted for publication.

There are no charges for articles that do not pass peer review.

During your submission, you will find more information by clicking on the information icon.

The screenshot shows the 'Submission details' form on the Frontiers website. The form is titled 'Submission details' and has a status of 'Incomplete'. It is divided into several sections: 'Journal' (Frontiers in Neuroscience - Neurodevelopment), 'Article type' (Perspective), 'Manuscript' (with a file upload area), 'Figures (optional)' (with a file upload area), 'Supplementary files (optional)' (with a file upload area), 'Number of tables (optional)' (with a dropdown menu), 'Scope statement' (with a text area), and 'Research Topic (optional)' (with a dropdown menu). A 'Preview' button is located at the bottom right of the form. A 'Submit' button is also visible at the bottom right of the form.

Submission details
Incomplete

Journal
Frontiers in Neuroscience - Neurodevelopment

Article type
Perspective

Manuscript
Drag and drop your manuscript source file (word or latex + bib) and PDF version
or
Browse files

Figures (optional)
Drag and drop your figures TIF/TIFF, JPG, 300 DPI, 8.5 to 20cm width
or
Browse files

Supplementary files (optional)
Drag and drop your supplementary files (Data Sheet, Presentation, Supplementary Table, Audio, Video)
or
Browse files

Number of tables (optional)
0

Scope statement
Provide a short statement to justify how the contents of your manuscript fit within the scope of the selected journal and specialty. Selecting the best matching journal and specialty will ensure the fastest peer review process, and prevent rejections for scope unsuitability.
Dear Editors,
Lorem ipsum dolor sit

Research Topic (optional)
If your article is part of a research topic, please select it from the list below

Preliminary fees: 975.00 USD
Payment after acceptance

Submission quality: 90%
1 suggested action

Preview Submit



Preview of fees



More information icon

Step 4

Fill in the manuscript information

This tile is for adding abstract, article text and the keywords that will be used to find your article in databases after it has been published. If in doubt, click on 'Author guidelines' to be redirected to [Frontiers' author guidelines](#)

The screenshot shows the 'Manuscript information' form on the Frontiers website. The form is titled 'Manuscript information' with a red 'Incomplete' status indicator. It contains several input fields: 'Article title' (499 characters left), 'Running title' (max 5 words recommended, 99 characters left), and 'Keywords' (min 5, max 8). There is also a large text area for the 'Abstract (only plain text)' (249 words left). At the bottom, there is a 'Keywords' section with a note: 'Keywords are an essential part of your manuscript submission; keywords help ensure that your published article can be found in databases by colleagues and peers in your research.' Below this, it states 'Preliminary fees: 975.00 USD' and 'Payment after acceptance'. On the right side, there is a 'Submission quality: 90%' indicator with a note '1 suggested action'. At the bottom right, there are 'Preview' and 'Submit' buttons. A blue callout box with an information icon and the text 'Author guidelines' is positioned over the form, with a line pointing to a similar button in the bottom right corner of the image.



Author guidelines



Step 5

Fill in the authors and contributors tile

The corresponding author(s) email address and affiliation will be used to identify an existing institutional partnership(s).

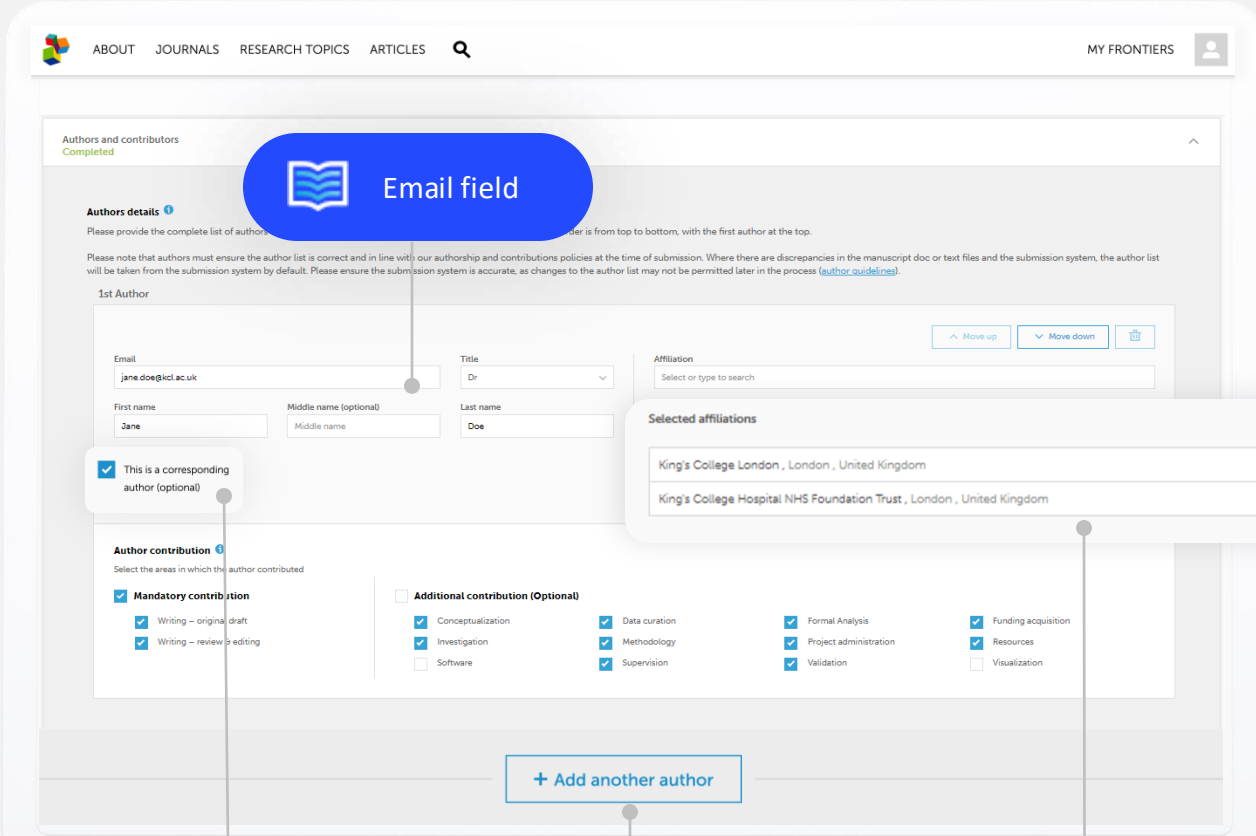
Corresponding author(s) should use an institutional email address.

Use the tick button to indicate that someone is a corresponding author.

Affiliations can be edited/ or removed by clicking respectively on  or 



For a description of the different contributions, please see the [guidelines](#).



The screenshot shows the 'Authors and contributors' form with the following sections and annotations:

- Email field:** A blue callout bubble points to the email input field for the 1st author, which contains 'jane.doe@kcl.ac.uk'.
- Corresponding author tick:** A blue callout bubble points to the checkbox labeled 'This is a corresponding author (optional)', which is checked.
- Add more authors:** A blue callout bubble points to the '+ Add another author' button at the bottom of the form.
- Affiliations:** A blue callout bubble points to the 'Selected affiliations' list, which includes 'King's College London, London, United Kingdom' and 'King's College Hospital NHS Foundation Trust, London, United Kingdom'. Each entry has an edit icon and a delete icon.

The form includes the following fields and sections:

- Authors details:** A section with a title and a note about author order.
- 1st Author:** A section with fields for Email, Title, First name, Middle name (optional), Last name, and Affiliation.
- Author contribution:** A section with a title and a note about selecting areas of contribution.
- Mandatory contribution:** A section with checkboxes for 'Writing - original draft' and 'Writing - review & editing'.
- Additional contribution (Optional):** A section with checkboxes for 'Conceptualization', 'Investigation', 'Software', 'Data curation', 'Methodology', 'Supervision', 'Formal Analysis', 'Project administration', 'Validation', 'Funding acquisition', 'Resources', and 'Visualization'.
- + Add another author:** A button at the bottom of the form.

Step 6

Fill in the editorial tile

Frontiers' system suggests potential reviewers, based on their research field and publication history.

You can:

- Review these suggestions
- Suggest and/or Exclude reviewers yourself

The screenshot displays the 'Editorial' section of the Frontiers submission system. At the top, there's a navigation bar with links for ABOUT, JOURNALS, RESEARCH TOPICS, ARTICLES, and a search icon. On the right, it says 'MY FRONTIERS' with a user profile icon. The main content area is titled 'Editorial' and contains a section for 'Preferred handling editor'. Below this, a message states: 'Please select your preferred handling editor. Use the "change" button to view the full list of available editors, and modify your selection.' There are five editor profiles displayed in a grid, each with a photo, name, and affiliation. A 'Change' button is located at the top right of this section. Below the editor profiles, there are two sections: 'Recommend reviewers (optional)' and 'Suggest reviewers to exclude (optional)'. Each section has a '+ Suggest reviewers' or '+ Exclude reviewers' button. At the bottom of the form, there are buttons for 'Previous', 'Save', and 'Save & Continue'. A footer section shows 'Preliminary fees: 975.00 USD' and 'Payment after acceptance'. It also displays 'Submission quality: 90%' and '1 suggested action'. A 'Preview' button and a 'Submit' button are also present.

ABOUT JOURNALS RESEARCH TOPICS ARTICLES Q MY FRONTIERS

Editorial

Preferred handling editor

Please select your preferred handling editor. Use the "change" button to view the full list of available editors, and modify your selection.

Yitzchak Frank
Mount Sinai Hospital, New York, United States
VIEW PROFILE

Robert Friedman
Retired, University of South Carolina, United States
VIEW PROFILE

Sila Ullanir
The Francis Crick Institute, London, United Kingdom
VIEW PROFILE

Claudia Lodovichi
Institute of Neuroscience, National Research Council (CNR), Pisa, Italy
VIEW PROFILE

Giorgia Quadrato
Keck School of Medicine, University of Southern California, Los Angeles, United States
VIEW PROFILE

Giuseppe Lupo
Sapienza University of Rome, Rome, Italy
VIEW PROFILE

Change

Recommend reviewers (optional) ⓘ

+ Suggest reviewers

Suggest reviewers to exclude (optional) ⓘ

+ Exclude reviewers

Author guidelines ⓘ

Previous Save Save & Continue

Preliminary fees: 975.00 USD
Payment after acceptance

Submission quality: 90%
1 suggested action

Preview Submit



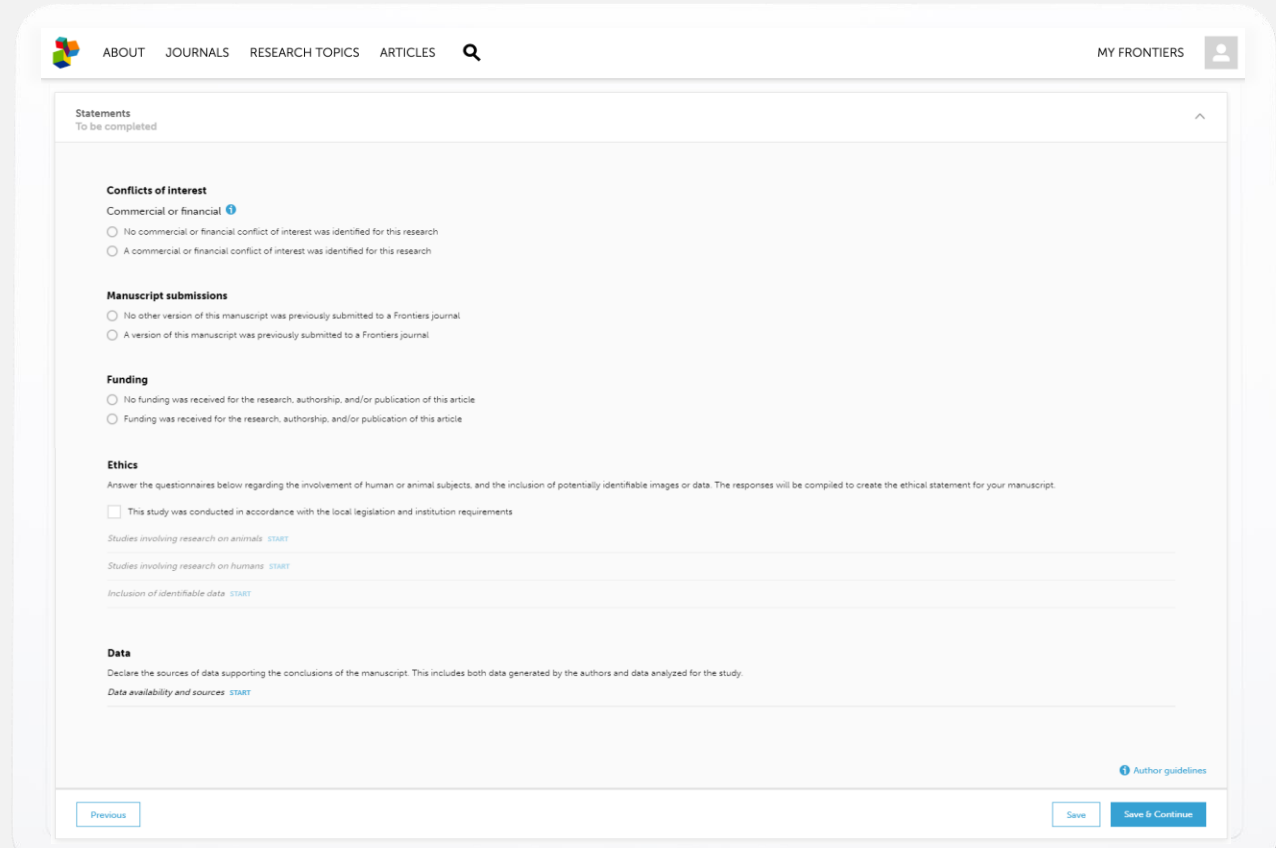
Edit button

Step 7

A

Fill in the statement tile

In this tile, you fill in statements regarding conflicts of interests, multiple submissions of the same manuscript, funding, ethics, and data.



The screenshot shows a laptop displaying the 'Statements' section of a Frontiers submission form. The page has a white background with a light gray border. At the top, there is a navigation bar with the Frontiers logo, links for 'ABOUT', 'JOURNALS', 'RESEARCH TOPICS', 'ARTICLES', and a search icon. On the right, it says 'MY FRONTIERS' with a user profile icon. Below the navigation bar, the main content area is titled 'Statements' with a subtitle 'To be completed'. The form contains several sections, each with a heading and a list of radio button options:

- Conflicts of interest**
Commercial or financial ⓘ
 - ☐ No commercial or financial conflict of interest was identified for this research
 - ☐ A commercial or financial conflict of interest was identified for this research
- Manuscript submissions**
 - ☐ No other version of this manuscript was previously submitted to a Frontiers journal
 - ☐ A version of this manuscript was previously submitted to a Frontiers journal
- Funding**
 - ☐ No funding was received for the research, authorship, and/or publication of this article
 - ☐ Funding was received for the research, authorship, and/or publication of this article
- Ethics**

Answer the questionnaires below regarding the involvement of human or animal subjects, and the inclusion of potentially identifiable images or data. The responses will be compiled to create the ethical statement for your manuscript.

 - ☐ This study was conducted in accordance with the local legislation and institution requirements

Studies involving research on animals [START](#)

Studies involving research on humans [START](#)

Inclusion of identifiable data [START](#)
- Data**

Declare the sources of data supporting the conclusions of the manuscript. This includes both data generated by the authors and data analyzed for the study.

Data availability and sources [START](#)

At the bottom right, there is a link for 'Author guidelines'. At the bottom of the form, there are three buttons: 'Previous', 'Save', and 'Save & Continue'.

Step 7

B

Fill in the statement tile

In the Funding Information box, you provide info about the funds received for your research and publication. This text will be published in the finished article. Fill in the 'Funder (optional)' field if a funder other than your institution is paying for the publishing fee.

The screenshot shows the 'Statements' section of a Frontiers article submission, which is marked as 'Incomplete'. The 'Funding' section has two radio buttons: 'No funding was received for the research, authorship, and/or publication of this article' (unselected) and 'Funding was received for the research, authorship, and/or publication of this article' (selected). Below this is the 'Funding information' section, which includes a text box for declaring funding sources. The text box contains the text: 'Funding for this research was supported by the European Research Council (ERC 12345)'. Below the text box is the 'Funder (optional)' section, which includes a text box for adding funders. The text box contains the text: 'European Research Council'. Below the text box are fields for 'Award number' (containing '+') and 'ERC12345'. There is also a checkbox for 'I will use these funds to cover the article publishing charges (APCs)'. A callout box highlights the '+ Add funder' button. At the bottom of the page, there is a blue button that says 'Add more funders'.

Statements
Incomplete

Funding

☐ No funding was received for the research, authorship, and/or publication of this article

☒ Funding was received for the research, authorship, and/or publication of this article

Funding information ⓘ

Declare all sources of funding received for the research being submitted, adding a short description of each funder's role. This statement will be shown in the published article.

Funding for this research was supported by the European Research Council (ERC 12345).

Funder (optional) ⓘ

You can search and add the name of one or more funding institutions in the box below. If available, please add an award or grant number and specify if any of the funders is covering the article publishing charges (APCs) for this article.

ⓘ Please add funder for us to identify and validate partnerships to cover your article publishing charges (APCs).

European Research Council

Award number +

ERC12345

☐ I will use these funds to cover the article publishing charges (APCs).

+ Add funder

Add more funders

Step 8

A

Fill in the payment tile

The Billing details that you provide here will be used if the publishing fee is not covered by a partner institution.

If necessary, the invoice recipient can be modified by selecting an option from the drop-down menu on the right-hand side.

Under Billing reference (optional), you can add any reference number you wish to appear in the invoice.



Billing reference



Drop-down

The screenshot displays the 'Payment' section of the Frontiers website, titled 'To be completed'. It contains a 'Billing Details' form with the following fields: 'Invoice Recipient' (Jane Doe, with a green box highlighting the 'CORRESPONDING AUTHOR' tag and a drop-down arrow on the right), 'Affiliation (optional)' (King's College London), 'Billing Email' (jane.doe@kcl.ac.uk), 'Address' (21 Ebury Street), 'City' (London), 'Zip/Postal code' (SW1W 0NY), and 'Country/Region' (United Kingdom). Below these is a 'Billing reference (optional)' field containing 'PO 271394', which is highlighted with a green box. A green line connects this box to the 'Billing reference' label at the bottom. Another green box highlights the drop-down arrow in the 'Invoice Recipient' field, with a line connecting it to the 'Drop-down' label at the bottom. The top navigation bar includes links for ABOUT, JOURNALS, RESEARCH TOPICS, ARTICLES, and a search icon, along with a 'MY FRONTIERS' user profile link.

Step 8

B

Fill in the payment tile

In the Payer Selection part, you are prompted to choose a partner institution that may partially or fully cover the publishing fee for your article via their agreement with Frontiers.

The partner institutions shown are based on the funding information and corresponding author details (email and affiliation) you have entered previously.

Pay attention to the text under each partner. That's their eligibility criteria, the standards that your article must fulfill to be funded. If in doubt, contact your librarian.

Select Individual payer if the APC should be handled outside of Frontiers' Partnerships program.

The screenshot shows the 'Payment' section of the Frontiers submission process, titled 'To be completed'. It features a 'Payer Selection' heading and a descriptive paragraph: 'Based on the funding information and corresponding author details (email and affiliation), we have identified 1 institutional partners. Please select the appropriate payer.' There are three selection options, each with a radio button and an icon:

- King's College London (UKRI/COAF funded research only)**: Accompanied by a building icon. Below the title is a detailed paragraph: 'King's authors of peer-reviewed research/review articles funded by British Heart Foundation (BHF), Cancer Research UK, UK Research and Innovation (UKRI), RCUK/AHRC, BBSRC, EPSRC, ESRC, MRC, NERC, STFC, Wellcome Trust and where the grant is held at King's'. A blue arrow points to this option.
- Other Institutional Partner**: Accompanied by a building icon. Below the title is a search bar with the placeholder text 'Enter at least 3 characters to search for Institution' and a magnifying glass icon. A blue arrow points to this option.
- Individual payer**: Accompanied by a person icon. Below the title, it lists 'Jane Doe' followed by a green label 'CORRESPONDING AUTHOR'.

The interface includes a top navigation bar with links for 'ABOUT', 'JOURNALS', 'RESEARCH TOPICS', 'ARTICLES', and a search icon, along with a 'MY FRONTIERS' user profile link on the right.

Step 8

C

Fill in the payment tile

In case you received a waiver from Frontiers before submitting your manuscript, fill in the Discount code in the dedicated field.

As explained under the information icon, the Preliminary fees overview does not consider any discount or partnership coverage yet.

The screenshot shows the Frontiers website's payment interface. At the top, there's a navigation bar with links for ABOUT, JOURNALS, RESEARCH TOPICS, ARTICLES, and a search icon. On the right, it says 'MY FRONTIERS' with a user profile icon. The main content area is titled 'Payment' with a sub-header 'To be completed'. Below this is a section for 'Discount code (optional)' with a text input field and a '+' button. A blue arrow points from the 'Preliminary fees' section to a callout box. The 'Preliminary fees' section contains a table with the following items:

Article Processing Fee	2,095.00 USD
Sub total	2,095.00 USD
VAT rate 0.00%	0.00 USD
TOTAL DUE (after acceptance)	2,095.00 USD

Below the table is a checkbox with the text: 'I and my fellow co-authors are fully aware of and agree with the payment of the li...'. The callout box contains the following text:

The amount due upon manuscript acceptance is indicated below. Note that this is a preliminary calculation and does not take into account previously agreed discounts or waivers. For assistance regarding your invoice, please contact accounting@frontiersin.org.

Upon manuscript submission, a Pro-Forma invoice is made available for download from the review forum. This is only a preliminary invoice that can be used for justification purposes (such as initiating a waiver approval procedure) until a valid and payable invoice is issued. You can verify with your library if your institution provides financial support for open access publishing.

Upon manuscript acceptance, a valid invoice is issued and the due amount becomes payable within **30 days**. Invoices can be paid by credit card, bank transfer or cheque.



Final steps

Once you've filled in information in all tiles, you can check the preview or directly submit your manuscript.

You're done!

Thank you for your interest in publishing with Frontiers.

Questions or difficulties
during the submission process?

Please contact our application support team
support@frontiersin.org

Post-submission stages

Below is a chart showing the stages from manuscript submission to acceptance and the eligibility verification process run by the partner institutions, two parallel but independent processes. Please refer to the review forum and/or respective journal editorial team regarding any questions related to your manuscripts peer review.

	Article submitted	Initial validation	Peer review	Article accepted	Invoicing
Manuscript journey	Once your manuscript submission is completed, you will receive confirmation via email.	The manuscript must pass the initial quality checks to enter the peer review process.	Independent and Interactive review going on.	The peer review will lead to the article either being accepted for publication or rejected.	An invoice is issued to the recipient on the same day as the article acceptance. Editorially rejected articles incur no fees.
Fee coverage eligibility verification	N/A	If during submission, you selected a partner institution as the invoice payer, Frontiers will contact them to verify your eligibility. Your institution’s decision (approved OR declined) will be confirmed to the corresponding author(s) via email.			If your institution approved the fee payment , the invoice will be processed according to the agreement. If your institution declined the fee payment , the invoice will be sent to the alternative invoice recipient at full price.
Author(s) notification	Email notification: Article submitted	N/A	Email notification: Eligibility verified	Email notification: Article accepted	

Relevant links



About Frontiers

[Visit page →](#)



Author guidelines

[Visit page →](#)



Publishing fees and fee policy

[Visit page →](#)



Fee support request form

[Go to form →](#)



Institutional Partnerships program

[Visit page →](#)



Publishing Partnerships program

[Visit page →](#)



Frontiers for Young Minds

[Visit page →](#)

Contact us

Institutional Partnerships

For queries related to Open Access
publishing agreements

institutions@frontiersin.org

Accounting

For payment and invoicing queries

accounting.institutions@frontiersin.org

Application Support

For help with technical issues

support@frontiersin.org